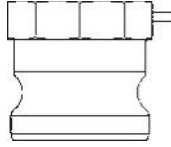


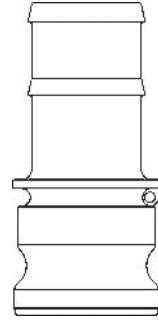
## Cam & Groove Line Drawings

Line drawings are representative of the Dixon line of cam and groove.



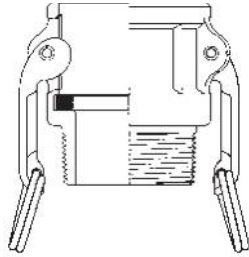
**Type A**

male adapter x female NPT



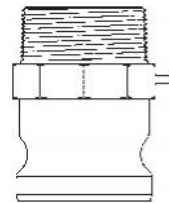
**Type E**

male adapter x hose shank



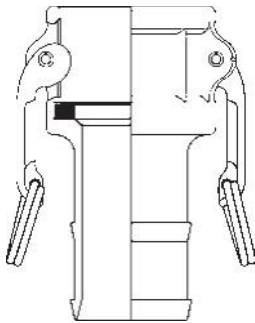
**Type B**

female coupler x male NPT



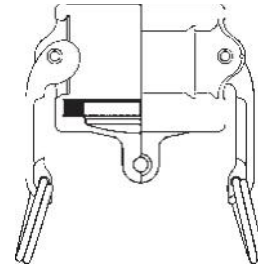
**Type F**

male adapter x male NPT



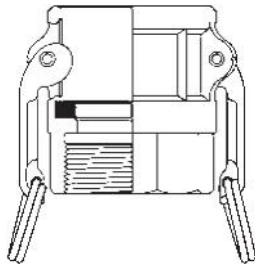
**Type C**

female coupler x hose shank



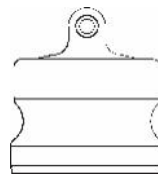
**Type DC \***

dust cap



**Type D**

female coupler x female NPT



**Type DP \***

dust plug

**R**

Cam &  
Groove



Dust caps and dust plugs are **not** to be used in pressure applications for safety and environmental reasons.



Under no circumstances should cam and groove couplings be used for compressed air or steam service!